



# Designed to perform and built to last.

## EASYMOUNT WIDE FORMAT SYSTEMS



Car Wraps



Roll-Up Banners



Window Graphics



Board Mounts




Signs



Bike Wraps



Pop-Up & Exhibition Graphics



Works with BOSS Film



RELIABILITY

QUALITY

PERFORMANCE

DESIGN

SPEED

INNOVATION

EASE

SUPPORT

Easymount® laminators are designed to perform and built to last.

Their advanced features allow you to laminate, mount and encapsulate too.

Designed in-house by us, the Easymount® range gives your business extra capacity by allowing you to offer your customers a complete service that you previously had to outsource.



▲ EM-1600SH

# Easymount gives you the flexibility and versatility

## Cost effectiveness

The versatility of Easymount® laminators makes them incredibly cost-effective, meaning you can now truly offer a one-stop shop for print and finishing.

The range includes everything from entry-level models for those still finishing jobs by hand, to professional heavy-duty models that will cope with every application all day, everyday.


## Lamination in depth, control in abundance

The range of Easymount® laminators covers every job you need.

As they're designed in-house by our experts, we can make sure that everything about them is aimed at helping you to do that job more efficiently, more cost-effectively and more reliably.



▲ EM-1600SH Rear View







### ◀ Get stuck in

You can apply more than just laminates – the Easymount® range allows you to also lay down application tapes and vinyls, removing the need for squeegeeing by hand.

The feed table also lifts up, making it easier to load rolls of material, increasing effectiveness and minimising hassle.

### Fingertip control ▶

Our exclusive patented multilingual control panel is simple and very easy-to-use.

It's available in English, French, German, Spanish and Italian.

Anyone can use it with the minimum of training, and it allows you to take complete control.

Whatever you need, you can achieve with absolute accuracy, quickly and easily.



ility you need.



### ◀ Easymount by name, Easymount by nature

Designed for simple, high quality results in a matter of minutes with the minimum of fuss and training.

They're also extremely efficient – our patented pressure gauge handle ensures that you choose the correct setting every time quickly and easily.

Anyone can quickly operate an Easymount®.




### ▶ Covering every angle

When you are preparing a longer run, the optional take-up unit enables you to work with reel-to-reel lamination, saving time and making it more efficient, too.

“ My Easymount has transformed my business. I can finish the job when I’m ready, without having to call on a specialist finisher. ”

- large diameter rollers
- solid heavy duty construction
- magic eye safety feature



EMS-650 S

EM-720/880 S

EM-S1400/1600C  
EM-S1400/1600H

EM-1200/1400/1600 C

EM-1200/1400/1600/2100 SH

EM-1200/1650 DH

EM-1600 SHW

Series quick selector

Model suffix - Eg. EM-1600 DH						
Code	Maximum Film Width	Sign	Cold	Single Hot	Double Hot	SHW
EMS-650	650mm	S	-	-	-	-
EM-720	720mm	S	-	-	-	-
EM-880	880mm	S	-	-	-	-
EM-1200	1200mm	-	C	SH	DH	-
EM-1400	1400mm	S	C	SH	-	-
EM-1600	1600mm	S	C	SH	-	SHW *
EM-1650	1650mm	-	-	-	DH	-
EM-2100	2100mm	-	-	SH	-	-

\* Independent heated rollers. Model not suitable for encapsulation.

Specifications

	Sign 650	Sign 720/880	Sign 1400/1600	Sign Cold 1400/1600	Cold 1200/1400/1600	Single Hot 1200/1400/1600/2100	Double Hot 1200/1650	SHW 1600
Laminating Speed (m/min)	5	3	5	5	6	6	3.9	6
Max Width (mm)	650	720/880	1420/1620	1420/1620	1200/1400/1600	1200/1400/1600/2100	1200/1650	1600
Mounting Thickness (mm)	15	15	25	25	25	25	25	25
Roller Diameter (mm)	65	70	130	130	112/112/130	112/112/130/130	112/130	130
Warm-up Time (mins)	-	-	-	10	-	10	15	15
Hot Roller Heater System	-	-	-	Infrared	-	Internal Infrared	Int. Infrared	Int. Infrared
Laminating Temperature Range (°C)	-	-	-	0-45	-	0-60	0-130	0-130
Control Panel	LED	LED	LED	LED	Digital	Digital	Digital	Digital
Pressure Adjustment	Manual	Manual	Manual	Manual	Manual/Gauge	Manual/Gauge	Man./Gauge	Man./Gauge
Film Core (mm)	77	77	77	77	77	77	77	77
Power Supply AC (V)	220/240	220/240	220/240	220/240	220/240	220/240	220/240	220/240
Power Supply Required (Amps)	13	13	13	13	13	13	32	32
Power Consumption (W)	50	50	38	1000/1200	50	970/1310/1500/1800	3950/5150	5000
Overall Dimensions - Width (mm)	850	940/1100	1846/2046	1846/2046	1790/1990/2190	1790/1990/2190/2650	1700/2170	1990
Overall Dimensions - Depth x Height (mm)	300x470	650x1250	550x1365	550x1365	650x1255	650x1255	785x1255	650x1255
Gross Machine Weight (kg)	33	65/75	136/156	136/156	185/210/245	185/210/245/280	270/365	205
Warranty	1 year	1 year	1 year	1 year	1 year	1 year	1 year	1 year

“ Having our own laminator on-site is so much more cost-effective than outsourcing. ”

Accessories

	Sign	Sign Cold / Hot	Cold	Single Hot	Double Hot	SHW
Additional Mandrels	-	•	•	•	•	•
Take-up Unit	-	S	•	•	•	•
Dust Cover	-	-	S	S	S	S

• Yes - No S Standard

CONTROL  
FRESH  
EFFECTIVENESS



▲ EM-880




▲ EM-S1600H

### Catering for every taste ▶

The Easymount® range allows you to laminate a whole range of jobs you previously had to outsource.

So you can laminate shop signs, exhibition stands, roll-up banners and vehicle wraps – you can even mount on Foamex board up to 25mm thickness – in-house with ease.



lity you need to get the job completed.



▲ EM-2100SH

### Up to 2100mm wide

You've invested in a new wide-format printer for your business. For outdoor signage, display graphics and vehicle wraps, you'll need a wide-format laminator to protect your print.

The range goes up to 2100mm, so no matter what you print, Easymount® has you covered.