

# R112 Motorcycle Brake Tester


## Product Code R112

The Rider 112 Motorcycle Brake Tester is our new and improved motorcycle roller brake tester. A high quality single roller bed with our very latest PC controlled operating software - SW900 iV.

The R112 is available in both single phase and three phase, has a built-in four point weighing system and bi-directional rollers, allowing for operational placement in the smallest of workshops.

Exceeding current specifications and offering a host of standard features, the Rider 112 is far ahead of the field and 'Connected Equipment' ready should the DVSA decide to implement this requirement at any time.

The R112 can test sidecars and check for ovality, automatically calculate brake efficiency and save all official test data at the end of every test. Results can be printed automatically, or manually if preferred, and there's also an option to email test reports directly to the customer.



## Product Features

NOTE: Different configurations are available for this product and specifications / control station equipment could differ accordingly.

- ✓ Available in single or three phase
- ✓ High quality roller bed
- ✓ Bi-directional rollers
- ✓ Built-in four point weighing system
- ✓ Automatic brake efficiency calculation
- ✓ Sidecar testing
- ✓ Approved for MOT testing classes 1 & 2
- ✓ Pedestal or wall mounted control station
- ✓ Large clear 27" display
- ✓ Fully 'Connected Equipment' compatible
- ✓ Quick and simple installation
- ✓ 5 Years roller surface warranty

# R112 Motorcycle Brake Tester

## Technical Specifications

	R112-1P	R112-3P
Power	1 Phase - 230V / 50Hz / 16A	3 Phase - 415V / 50Hz / 16A
Motor	1.5kW - Dual Directional	1.5kW - Dual Directional
Electronics	PC Controlled - SW900 iV	PC Controlled - SW900 iV
Testing Speed	3.6 km / h	3.6 km / h
Weighing System	4 Point	4 Point
Max Brake Force	200 kgf	200 kgf
Max Wheel Load	1000 kg	1000 kg
Roller Friction Surface	0.8μ dry / 0.6μ wet	0.8μ dry / 0.6μ wet
Communication	USB	USB
Operator Control	Bluetooth Remote Control	Bluetooth Remote Control
Warranty	2 Years Chassis / 5 Years Roller	2 Years Chassis / 5 Years Roller

## Measurements

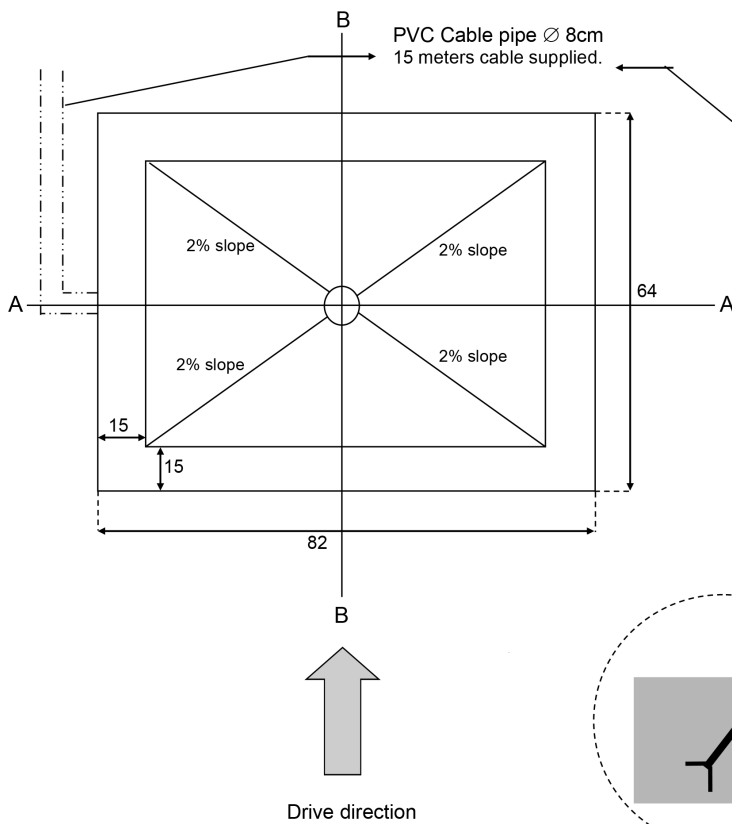
Dimensions - Display (if supplied)	27" Display Monitor (secondary optional)
Dimensions - Chassis	800 x 620 x 310 mm (W x L x D)

# Motorcycle Braketesters

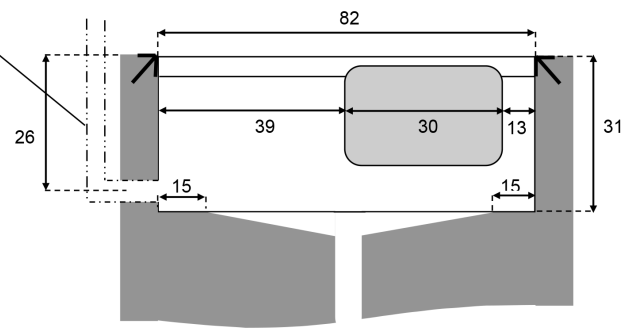
## Schematics R112-1P / R112-3P

Note: All schematic dimensions are in cm  
Overall net pit dimensions: 82 x 64 x 31 cm  
Overall net equipment dimensions: 80 x 62 x 31 cm

### Floor Plan Area: Top View



### Section A-A: Front View



### Section B-B: Side View

