


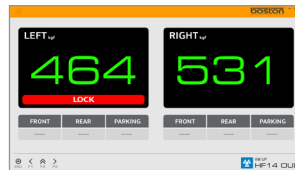
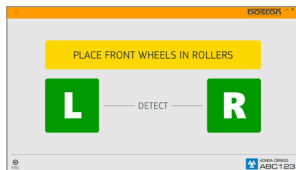
Car & Van Braketesters

Product Code: D403

Boston's D403 split-bed Class 4 MOT Brake Tester is available in both single phase and three phase configuration. Specifically designed to fit the same concrete recesses as many of the early models in the market, the D403 minimises downtime when replacing old models. The installation is usually a straightforward 'swap' of roller beds, eliminating the need for any extra civil work. The simple installation can often be carried out in just a few hours. Furthermore, any of our emissions packages can easily be added to provide a combined braketesting and emissions testing system.



SW900 - Product Software



TEST		RIGHT		LEFT		TOTAL	
WHEEL	WHEEL	WHEEL	WHEEL	WHEEL	WHEEL	WHEEL	WHEEL
FRONT	REAR	FRONT	REAR	FRONT	REAR	FRONT	REAR
215kgf	215kgf	215kgf	215kgf	215kgf	215kgf	215kgf	215kgf
35kgf	35kgf	35kgf	35kgf	35kgf	35kgf	35kgf	35kgf
15kgf	15kgf	15kgf	15kgf	15kgf	15kgf	15kgf	15kgf

Product Features

- ✓ Galvanised split-bed chassis
- ✓ Simple quick replacement for early models
- ✓ Very latest DVSA software
- ✓ Emissions software included as standard
- ✓ Built-in remote assistance (internet required)
- ✓ Every official test saved automatically
- ✓ 4WD testing as standard
- ✓ High quality RFC-96 remote control (50m+ range)
- ✓ 27" flat panel LED display
- ✓ 50"+ secondary display (optional)
- ✓ All software and electronics made in the UK
- ✓ OEM customisation available

Car & Van Braketesters

Technical Specifications

D403 - MOT Class 1, 2, 3 & 4

Power (Full Load) - 1ph / 3ph	230V / 50 Hz / 32A - 400V / 50 Hz / 32A
Motors - 1ph / 3ph	2 x 2.2 kW / 2 x 2.2 kW
Electronics / Communication	USB Interface - PC Controlled
Brake Testing Speed	2.6 km/h
Chassis Build	Galvanised
Max. Brake Force (per wheel)	600 kgf
Max. Axle Load	2500 kg
Friction Roller Surface	0.9 μ dry / > 0.6 μ wet
Display Dimensions	LED Monitor, 27" standard (larger optional)
Control System	GCP3 / GCP4 Control Station (Windows 11 + SW900 Software)
Operator Control	Wireless Keyboard / RF Remote Control / (50m+ range)
Axle Weighing System	Optional (D403W)

Measurements (millimetres)

	D403
Roller Width	600 mm
Roller Diameter	180 mm
Roller Bed Chassis (L x W x H)	880 x 780 x 215 mm