

# APPLICATION GUIDE 15

## EXTERNAL PAVING

### APPLICATION BY HAND

MASONRY AND PRE CAST CONCRETE, STONE, BRICK PAVERS, PATIOS, PATHS, WALKWAYS & DRIVEWAYS.



Concrete stone pavers and bricks are often used outside because they are robust and hard wearing. Correct treatment of this type of surface is important for stain prevention and ease of maintenance. The following is a guide to help ensure that treated surfaces remain protected and easy to maintain for many years.

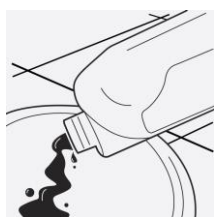
### THREE STEP INSTALLATION INSTRUCTION OVERVIEW (SEE PAGE TWO FOR REFURBISHING EXISTING) March 2022

#### LTP GROUT STAIN REMOVER



#### INITIAL CLEANING OF NEWLY INSTALLED SURFACES .

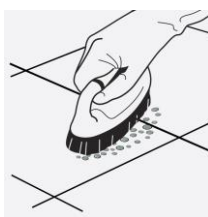
**LTP GROUT STAIN REMOVER** – Cleans & removes residual mortar from the textured riven surface.  
N.B: not suitable for acid sensitive surfaces.



**STEP 1.**  
Dilute solution 1:5 with water.



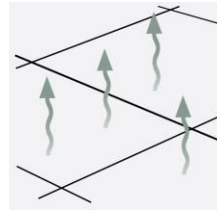
**STEP 2.**  
Apply solution to the surface with a stiff brush and agitate immediately.



**STEP 3.**  
Leave for 5 minutes and agitate again.



**STEP 4.**  
Rinse well with plenty of clean water.



**STEP 5.**  
Allow surfaces to dry before allowing traffic or sealing.

#### LTP EXTERNAL STONE SEALER

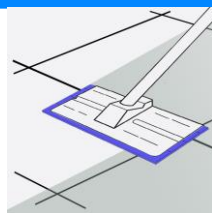


#### PROTECT AGAINST STAINS - (apply before and after grouting)


**LTP EXTERNAL STONE SEALER** – Waterbased impregnating sealer – delicate colour enhancement



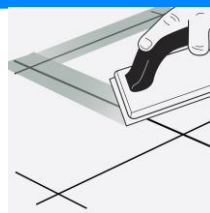
**STEP 1.**  
Before grouting: Apply sealing solution to the surface.



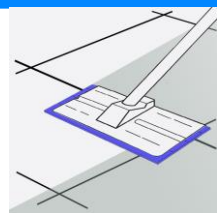
**STEP 2.**  
Spread out evenly using a sealer applicator pad and pad holder.



**STEP 3.**  
Allow sealer to absorb and dry. Apply further coats at 2 hour intervals until it will absorb no more. Wipe away excess and leave to dry.



**STEP 4.**  
Leave sealer to cure over night before pointing . Clean off cement residues with a sponge and water and leave to dry.



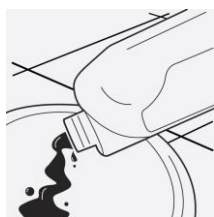
**STEP 5.**  
Once fully dry apply a final coat of sealer covering the joints as well. Leave to dry.

#### LTP GRIMEX

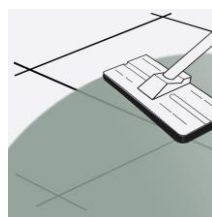


#### REGULAR AFTERCARE – Removing organic matter, dirt and grime

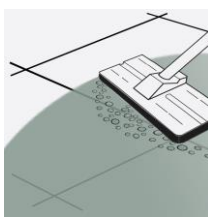
**LTP Grimex** – Use every 6 – 12 months



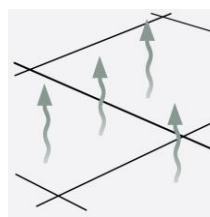
**STEP 1.**  
Dilute solution 1:3 with warm water and apply to the surface.



**STEP 2.**  
Apply the solution to the surface and agitate.



**STEP 3.**  
Leave for 10 mins before agitating again and then Rinse with water



**STEP 4.**  
Leave to dry for 24 hours. If necessary spray with a light coat of LTP Grout & Tile Protector



**STEP 5.**  
Allow surfaces to dry before allowing traffic.



For any LTP product information call our technical helpline  
+44 (0) 1823 666213 Visit our website [www.ltp-online.co.uk](http://www.ltp-online.co.uk)  
Tone Estate, Milverton Road, Wellington, Somerset, TA21 0AN. UK



# APPLICATION GUIDE 15

## EXTERNAL PAVING

### APPLICATION BY HAND

MASONRY AND PRE CAST CONCRETE, STONE, BRICK PAVERS, PATIOS, PATHS, WALKWAYS & DRIVEWAYS.



### EQUIPMENT REQUIRED:

LTP Tools - 4pc pole, pad holder, sealant applicator, white emulsifying pad, deck brush, claw brush, buffing cloths, buckets, sponges, mops.

Ensure that any sensitive surfaces not to be cleaned are properly covered and protected before beginning. Ensure that gloves, eye protection and suitable water proof clothing are worn at all times.

## 1 CLEANING AND REFURBISHING – used and heavily soiled surfaces

- Before sealing, the stone should be thoroughly cleaned.
- Use **LTP Black Spot & Algae Remover** to remove & clean black spot, lichen, moss & stains.
- Pour solution undiluted onto the surface.
- Leave to absorb for 2-4 hours.
- Hose off thoroughly with clean water, keep pets & children away from area until operation is completed.
- Surfaces should be thoroughly dry before sealing.
- For the removal of other types of dirt see the table below.



### OTHER TYPES OF DIRT

Cement residues, mineral salt formations and organic matter.

LTP Grout Stain Remover or LTP Powerstripper

Tar, wax paint, bitumen and epoxy grout residues

LTP Solvex

Deeply engrained oil stains

LTP Grimex

Rust Stains

LTP Rust Stain Remover

## 2 PROTECTIVE SEAL TREATMENTS

- **LTP External Stone Sealer** will render the surface water and oil repellent.
- It will help prevent staining, aid cleaning and simplify the removal of stains.
- **LTP External Stone Sealer** will delicately enhance the appearance of treated surfaces, but leave a natural finish.
- There are no health concerns once the product has properly cured.
- Is breathable so can be used on surfaces that are still slightly damp or have no damp proof course.

NB. Always test products on an inconspicuous area before general application. Surfaces that are non absorbent or saturated with moisture cannot be treated. **LTP External Stone Sealer** is an impregnating sealer that needs to fully absorb. Any un-absorbed sealer should be buffed off with a micro-fibre cloth or machine with white pad to remove the excess. Some stones may be darker after application. Acid substances, if left on the surface, may damage acid sensitive stones even after treatment.

## 3 AFTERCARE



### LTP Grimex

High performance intensive cleaner for interior and exterior use.

Diluted 1 part cleaning solution with 10 parts water. Used periodically to wash down surfaces, this product will help keep sealed external surfaces free from organic matter and stains from pollution. On larger outside areas it can also be used in scrubber drier machines. For dilution rates refer to the technical data sheet.

NB. Always follow detailed instructions on the product labels. Protect acid sensitive stone surfaces from contact with acidic substances. Do not use abrasive materials on honed and polished stones. Avoid using steam cleaners, jet washers, normal detergents or strong bleach cleaners on sealed surfaces as they can cause damage to the surface and will gradually remove the protective seal.

*This information is offered without guarantee. The material should be used so as to take account of the local conditions and the surfaces to be treated. In case of doubt, the product should be tried out in an inconspicuous area*



For any LTP product information call our technical helpline  
+44 (0) 1823 666213 Visit our website [www.ltp-online.co.uk](http://www.ltp-online.co.uk)  
Tone Estate, Milverton Road, Wellington, Somerset, TA21 0AN. UK

