

APPLICATION GUIDE 7

POLISHED NATURAL STONE

APPLICATION BY HAND

Granite, marble, slate, quartz and limestone (including artificial stone & terrazzo)



Mechanically polished natural stone will normally require a certain level of care. The following is a guide to help ensure that treated surfaces remain protected and easy to maintain for many years.

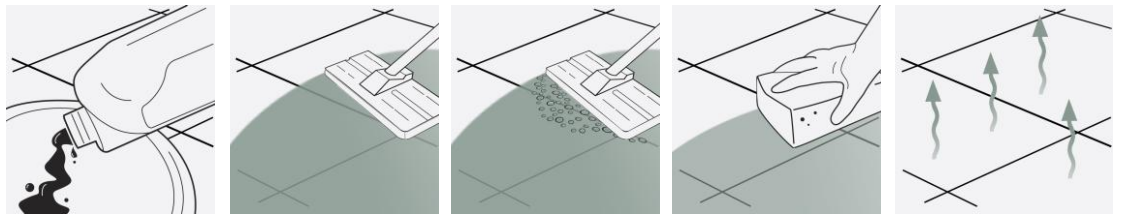
THREE STEP INSTALLATION INSTRUCTION OVERVIEW (SEE PAGE TWO FOR REFURBISHING EXISTING) 2025

LTP GRIMEX



INITIAL CLEANING OF NEWLY INSTALLED SURFACES

LTP GRIMEX INTENSIVE CLEANER – Cleans and conditions surfaces before sealing



STEP 1.
Dilute solution 1:10 with warm water and apply to the surface.

STEP 2.
Working in manageable areas at a time spread out the solution. Leave for 20 minutes.

STEP 3.
Add a little water and then scrub surfaces to release sediment dirt and grime. Use white pad and pad holder.

STEP 4.
Sponge up released residues. Rinse with water a second time and sponge again.

STEP 5.
Allow surfaces to dry before allowing traffic or sealing.

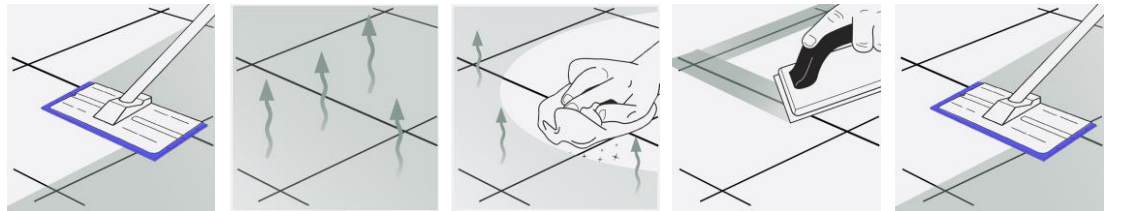
1

LTP MPG SEALER (POLISHED PORCELAIN SEALER)



PROTECT AGAINST STAINS - (apply before and after grouting)

LTP MPG SEALER - protects against water, grout ingress and daily dirt and grime
LTP MATTSTONE H2O SEALER - waterbased impregnating sealer



STEP 1.
Before grouting: Apply sealing solution to the surface. Spread out evenly using a sealant applicator pad and pad holder.

STEP 2.
Allow sealer to absorb for up to 20 minutes. Do not allow the sealer to dry on the surface. **See label for LTP Mattstone H2O sealing instructions**

STEP 3.
Remove any residual sealer within 20 minutes. This should be done while it is still wet. Buff to finish using a micro-fibre cloth or buffing machine.

STEP 4.
Leave sealer to cure overnight before grouting the joints. Clean off grout residues and leave to dry.

STEP 5.
Once fully dry apply a final coat of sealer covering the joints as well. This should be applied using the same method.

2

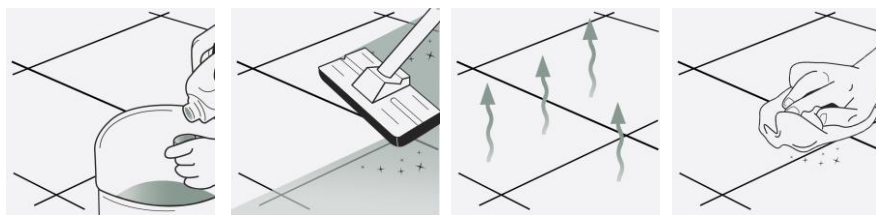
OR LTP MATTSTONE H2O

LTP WAXWASH



REGULAR AFTERCARE

LTP WAX WASH FOR POLISHED & UNPOLISHED NATURAL STONE – Ph Neutral



STEP 1.
Dilute 1 capful of cleaner per litre of warm water.

STEP 2.
Mop surfaces with the solution. Do not rinse.

STEP 3.
Allow to dry. Do not walk on surface during drying time. (20 minutes).

STEP 4.
For best results buff polished surfaces with a microfibre cloth to finish

A 1ltr LTP Waxwash will wash a 20m² floor approx 40 times.

3



For any LTP product information call our technical helpline
+ 44 (0) 1823 666213 | www.ltp-online.co.uk | technical@ltp-online.co.uk
Tone Est, Milverton Road, Wellington, Somerset, TA21 0AN



APPLICATION GUIDE 7

POLISHED NATURAL STONE

APPLICATION BY HAND

Granite, marble, slate, quartz
and limestone (including artificial stone & terrazzo)



EQUIPMENT REQUIRED:

LTP Tools - 4pc pole, pad holder, sealant applicator, white emulsifying pad, deck brush, claw brush, buffing cloths, buckets, sponges, mops.
Ensure that any sensitive surfaces not to be cleaned are properly covered and protected before beginning. Ensure that gloves, eye protection and suitable protective clothing are worn at all times.

1 CLEANING AND REFURBISHING – used and heavily soiled surfaces

- Before sealing, the stone should be thoroughly cleaned. Old layers of sealer, residues from aftercare cleaners and deposits must be removed from the surface and the pores of the stone.
- To help remove years of ground in dirt and grime dilute **LTP Grimex Intensive Cleaner** 1:3 with warm water and apply to the surface. This should be left for 5-30 minutes depending upon the level of dirt.
- Agitate the surface using a white emulsifying pad, scrubbing brush or rotary scrubbing machine and leave for a further 5 minutes.
- Continue to scrub while adding clean water. Remove released residues using a sponge and water or extract using a wet vac.
- Rinse thoroughly with clean water to remove any remaining residues.
- Surfaces should be thoroughly dry before sealing, a minimum of 24 hours.
- For the removal of other types of dirt see the table below.
- Polished marble, limestone or quartz, when used for residential floors may need to be mechanically re-polished on a yearly or two yearly schedule (depending on the traffic the floor receives). Heavier traffic levels and commercial floor areas may require mechanical polishing on a weekly or monthly basis.
- Do not use acid based cleaners on limestone or marble. If you are unsure please call our helpline for advice.

OTHER TYPES OF DIRT

Care product residues, oil, grease and dirt

LTP Grimex

Wax and acrylic layers, paint and epoxy grout residues

LTP Solvex

Light cement films and lime residues

LTP Power Stripper

Rust stains

LTP Rust Stain Remover

2 PROTECTIVE SEAL TREATMENTS

- LTP MPG Sealer & LTP Mattstone H20** will render the surface water and oil repellent.
- Both will help prevent staining, aid cleaning and simplify the removal of stains.
- Provides an invisible barrier of protection that will not greatly alter the surface character.
- There are no health concerns once the product has properly cured.
- Both are breathable so can be used on surfaces that are slightly damp or have no damp proof course.
- Cleaned appropriately using **LTP Waxwash** we would suggest topping up the protective treatment every 3 – 4 years.
- Suitable for internal and external use.

NB. Always test products on an inconspicuous area before general application. Surfaces that are non absorbent or saturated with moisture cannot be treated. **LTP MPG Sealer and LTP Mattstone H20** are impregnating sealer's that need to fully absorb. Any un-absorbed sealer should be buffed off with a micro-fibre cloth or machine with white pad to remove the excess. Some stones may be darker after application. Acidic substances, if left on the surface, may damage acid sensitive stones even after treatment.

3 AFTERCARE



LTP Waxwash (for floors)

High quality every day after care cleaner floor wash that is suitable for interior and exterior use
A gentle cleaner especially formulated to all types of natural stone. Cleans without damaging the grout, tile or protective treatment, leaving surfaces with a fresh clean fragrance. Suitable for use on both sealed and unsealed, polished and unpolished surfaces. **1ltr of product will wash a 20m² surface approx 40 times.**



LTP Stonewash (for walls)

This gentle surface cleaner is formulated for use on limestone, marble, granite, slate and polished porcelain. Will clean without breaking down and removing protective seals.

NB. Always follow detailed instructions on the product labels. Protect acid sensitive stone surfaces from contact with acidic substances. Do not use abrasive materials on honed and polished stones. Avoid using steam cleaners, normal detergents or strong bleach cleaners on sealed surfaces as they will gradually remove the protective seal.

This information is offered without guarantee. The material should be used so as to take account of the local conditions and the surfaces to be treated. In case of doubt, the product should be tried out in an inconspicuous area



For any LTP product information call our technical helpline
+ 44 (0) 1823 666213 | www.ltp-online.co.uk | technical@ltp-online.co.uk
Tone Est, Milverton Road, Wellington, Somerset, TA21 0AN

